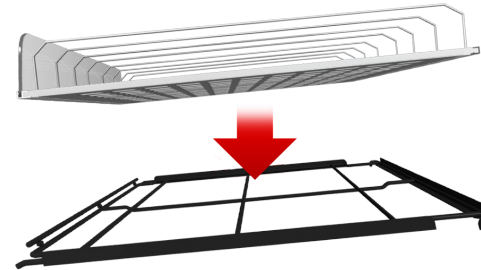


### 1. How FlexRoller Fits

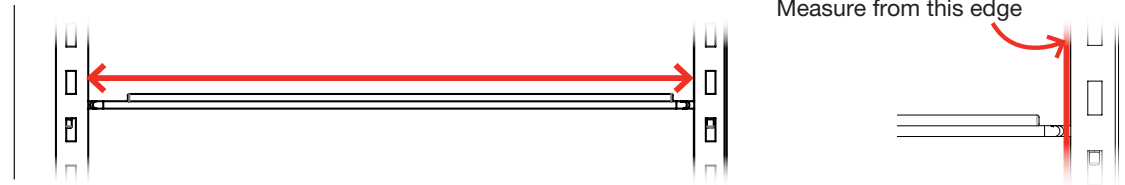
- The FlexRoller shelf is a 3/8" thick mat with integrated rollers.
- It fits on top of a wire shelf, between the uprights (left-to-right) and between the double-wire retainers (front-to-back)



- FlexRoller installs onto the cold vault wire shelves

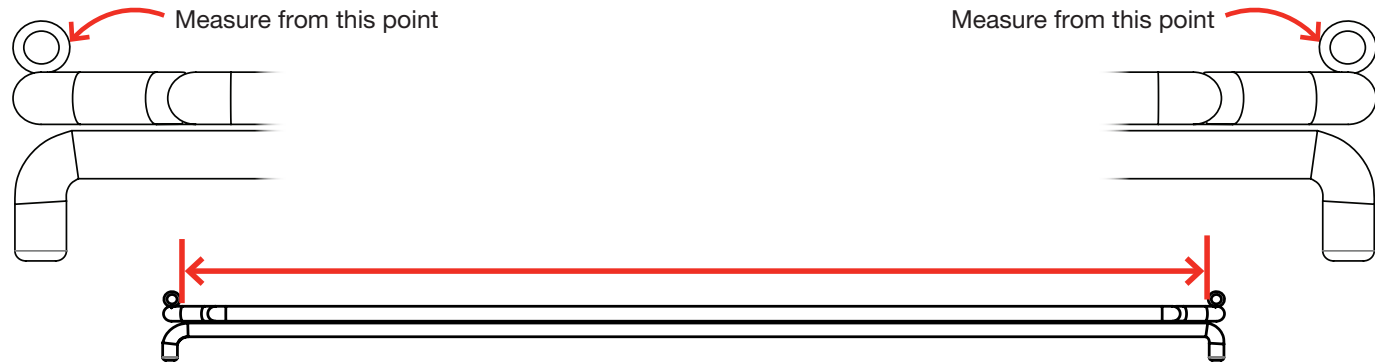
### 2. Measuring the WIDTH

- Measure the INSIDE width from the left to the right upright.
- Ignore any plastic glides that might be installed on the shelves.



### 3. Measuring the DEPTH

- FlexRoller has to fit within the front and back double-wire retainers of the wire shelf.
- Measure the INSIDE dimensions between the front to the back double-wire retainers.



#### Recording the Measurements

##### Store details:

- Store Address \_\_\_\_\_
- City, State \_\_\_\_\_
- Store name \_\_\_\_\_
- Manager Name \_\_\_\_\_
- Telephone Number \_\_\_\_\_
- Email Address \_\_\_\_\_

	Shelf Size #1	Shelf Size #2
Width (inches) (upright to upright)		
Depth (inches) (front to back retainer)		
Total number of shelves		
Number of facings on average per shelf		